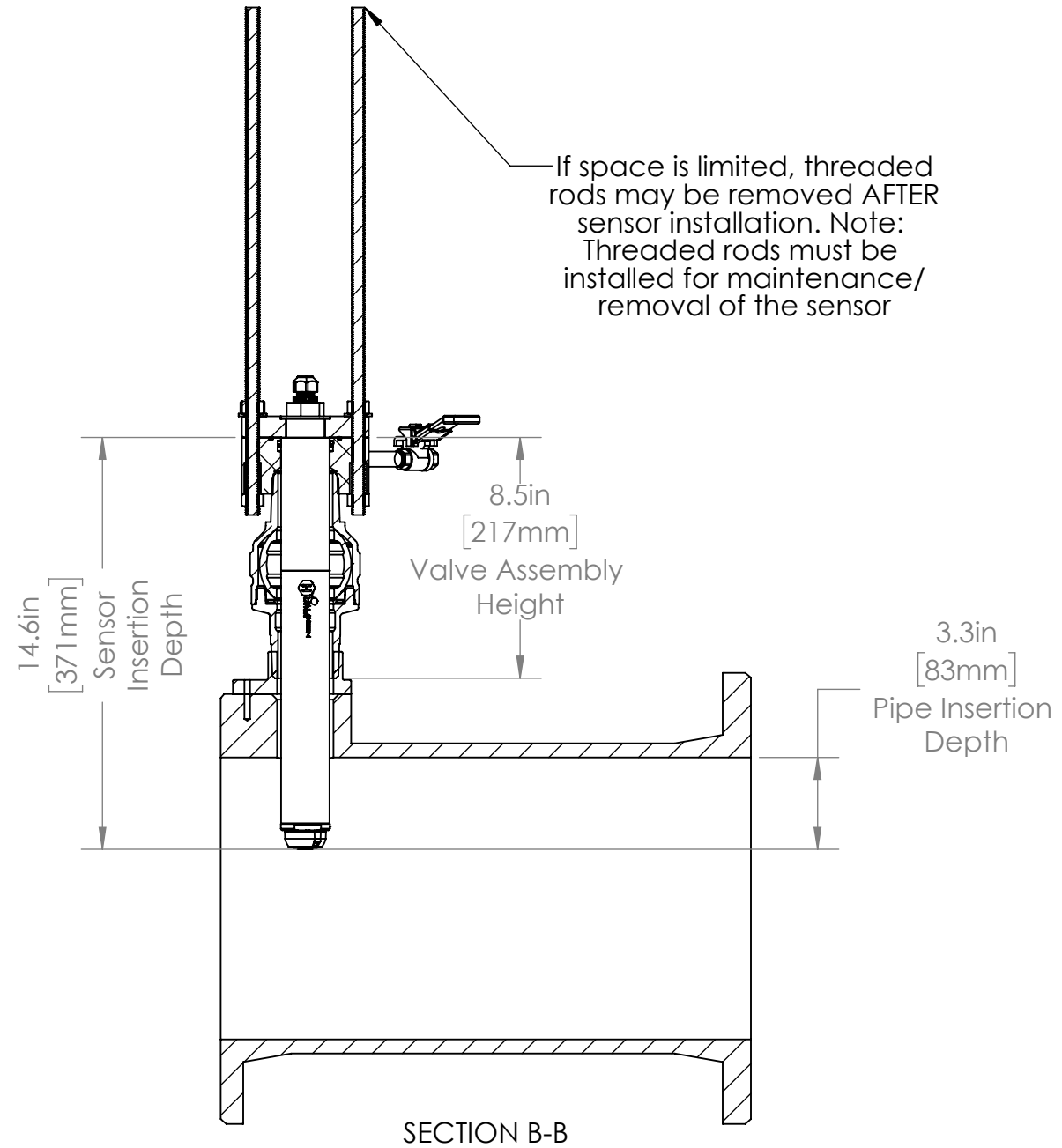
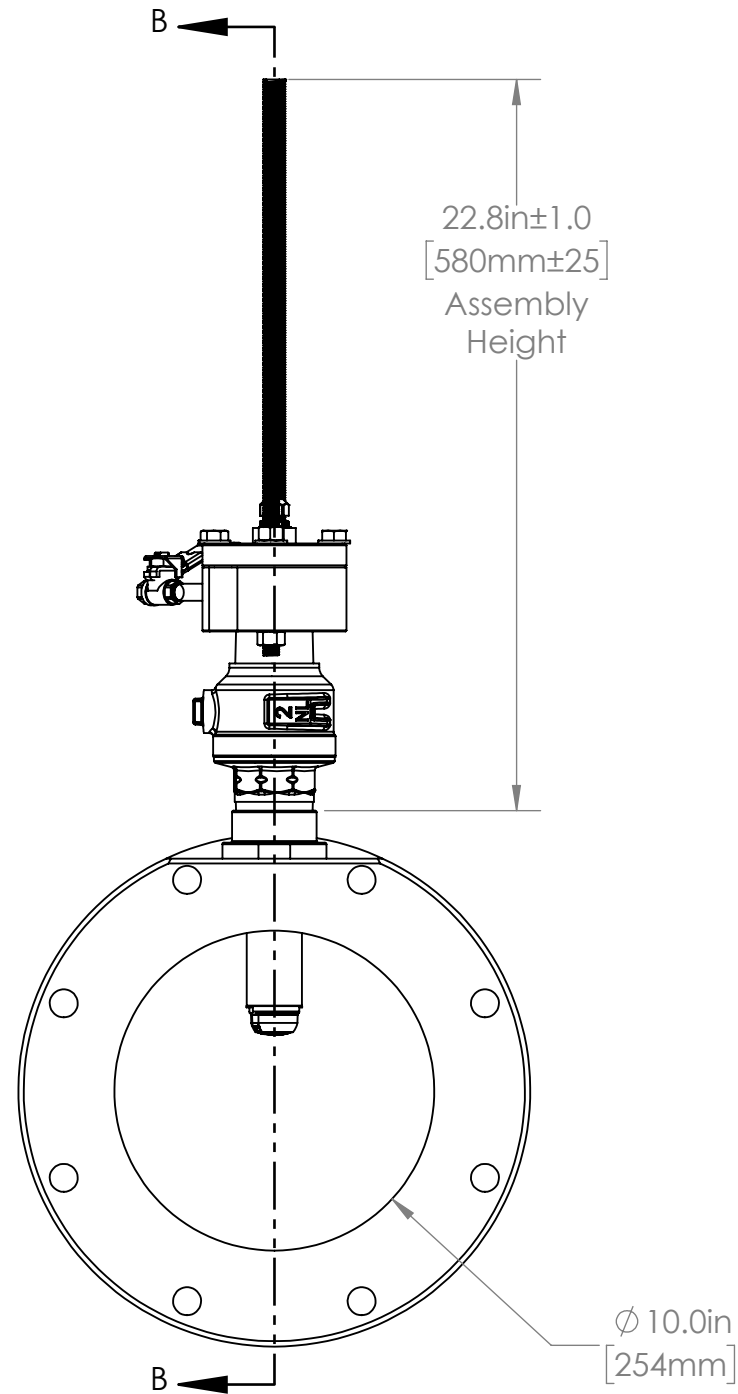


NOTE:

1. OMNI+ C2 meter must have a 2" test port
2. OMNI+ C2 meter model shown for demonstration only
3. BOM Table for product can be found in Sheet 2

REVISIONS				
REV.	DESCRIPTION	DATE	REV AUTHOR	APPROVED
A1	INITIAL DOCUMENT CONTROL SETUP	8/25/2025	JLG	MS



Ø 10.0in
[254mm]



8985 Double Diamond Parkway, Unit B-10
Reno, NV 89521

Fax: (775)-548-8558
Voice: (775)-832-0495
Email: mikes@halogensys.com

Weight: g
Volume: in³
Density: lb/in³

PROPRIETARY AND CONFIDENTIAL
THE INFORMATION CONTAINED IN THIS DRAWING IS THE SOLE PROPERTY OF HALOGEN SYSTEMS, INC. ANY REPRODUCTION IN PART OR AS A WHOLE WITHOUT THE WRITTEN PERMISSION OF HALOGEN SYSTEMS, INC. IS PROHIBITED.

PARENT ASSEMBLY:
PMBA-0001

PART CATEGORY

MATERIAL

UNLESS OTHERWISE SPECIFIED:

DIMENSIONS ARE IN INCHES
TOLERANCES:
FRACTIONAL ± 1/8"
ANGULAR: MACH ± .5 BEND ±
TWO PLACE DECIMAL ±.020"
THREE PLACE DECIMAL ±.005"

INTERPRET GEOMETRIC
TOLERANCING PER:

FINISH

NAME	DATE
DRAWN JLG	08/25/2025
CHECKED MS	08/25/2025
ENG APPR. MS	08/25/2025
MFG APPR. MS	08/25/2025
Q.A. MS	08/25/2025
REGULATORY APPROVAL	

Comments:

Description:

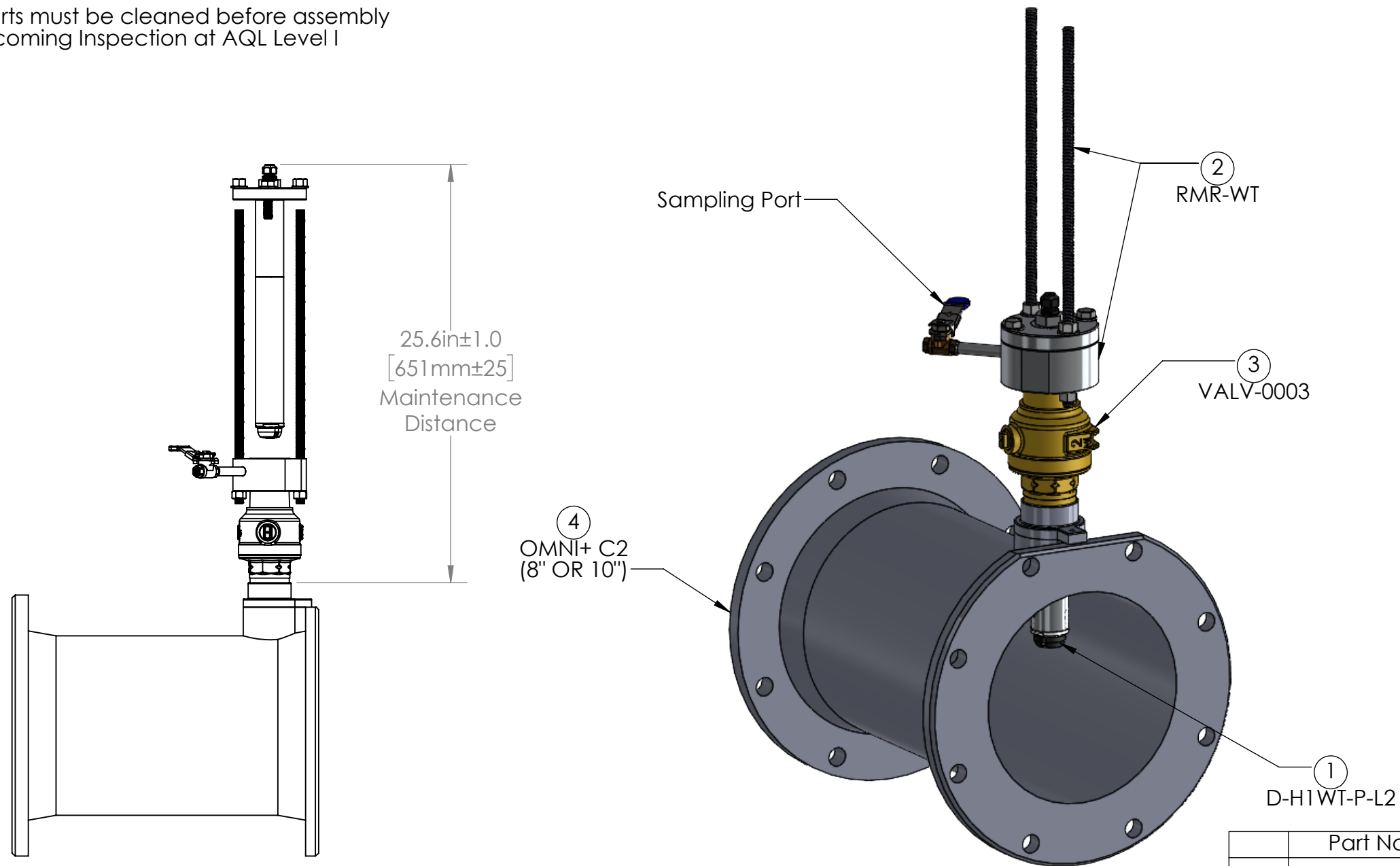
**OMNI+C2 Installation
Detail**

SIZE B	Part No. D-H1WT-P-L2	REV A1
------------------	--------------------------------	------------------

SCALE: 1:6 SHEET 1 OF 2

NOTE:

1. Parts must be cleaned before assembly
2. Incoming Inspection at AQL Level I



	Part No.	Description
1	D-H1WT-P-L2	Multiparameter Wet Tap Drinking Water Sensor w/ 4" Extension
2	RMR-WT	Kit - Wet Tap Sensor Installation Kit (Machined Parts, Hardware, and Sampling Port)
3	VALV-0003	2" MIP x MIP Corp Stop Valve
4	OMNI+ C2	OMNI+ Compound Water Meter 8" or 10"

HALOGEN
SYSTEMS

8985 Double Diamond Parkway, Unit B-10
Reno, NV 89521

Fax: (775)-548-8558
Voice: (775)-832-0495
Email: mikes@halogensys.com

Weight: g
Volume: in³
Density: lb/in³

PROPRIETARY AND CONFIDENTIAL
THE INFORMATION CONTAINED IN THIS DRAWING IS THE SOLE PROPERTY OF HALOGEN SYSTEMS, INC. ANY REPRODUCTION IN PART OR AS A WHOLE WITHOUT THE WRITTEN PERMISSION OF HALOGEN SYSTEMS, INC. IS PROHIBITED.

PARENT ASSEMBLY: PMBA-0001	UNLESS OTHERWISE SPECIFIED: DIMENSIONS ARE IN INCHES TOLERANCES: FRACTIONAL ± 1/8" ANGULAR: MACH ± .5 BEND ± TWO PLACE DECIMAL ±.020" THREE PLACE DECIMAL ±.005"
PART CATEGORY	
MATERIAL	INTERPRET GEOMETRIC TOLERANCING PER:
	FINISH

NAME	DATE
DRAWN JLG	08/25/2025
CHECKED MS	08/25/2025
ENG APPR. MS	08/25/2025
MFG APPR. MS	08/25/2025
Q.A. MS	08/25/2025
REGULATORY APPROVAL	
Comments:	

Description:

OMNI+C2 Installation Detail

SIZE	Part No.	REV
B	D-H1WT-P-L2	A1
SCALE: 1:10		SHEET 2 OF 2